




# Series 700 Elevator Strip-Line™ Socket w/Bifurcated Contacts & Solder Pin Tails

## FEATURES

- Elevated Mounting of LCDs or Other Odd-centered or High Pin-count Components
- Any Height from 0.360 to 2.000 [9.14 to 50.80]
- Optional Spacer for Mounting on 0.300 [7.62], 0.600 [15.24], 0.900 [22.86], 1.100 [27.94], and 1.300 [33.02] Centers

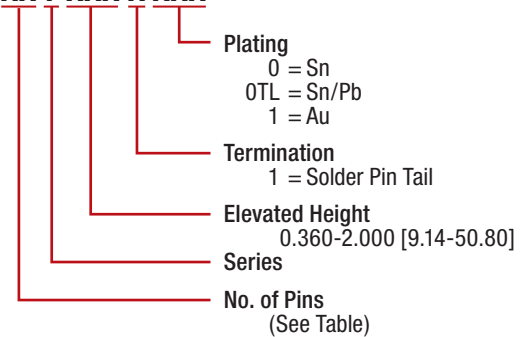


## GENERAL SPECIFICATIONS

- **BODY:** black UL 94V-0 glass-filled 4/6 Nylon
- **PIN:** Grade A Phosphor Bronze per QQ-B-750
- **OPTIONAL SPACER:** FR-4 0.032 [0.81] thick
- **PIN PLATING:** 10μ [0.25μ] min. Au per MIL-G-45204 over 50μ [1.27μ] min. Ni per SAE AMS-QQ-N-290B; **-OR-** 200μ [5.08μ] min. matte Sn per ASTM B545-97(2004) e1 over 50μ [1.27μ] min. Ni per SAE AMS-QQ-N-290B; **-OR-** 200μ [5.08μ] min. 90/10 Sn/Pb per MIL-T-10727 Type 1 over 50μ [1.27μ] min. Ni per SAE AMS-QQ-N-290B
- **CURRENT RATING:** 1.5 amps
- **OPERATING TEMPERATURE:** -67°F to 221°F [-55°C to 105°C] Sn & Sn/Pb plating; -67°F to 257°F [-55°C to 125°C] Au
- **INSERTION FORCE:** 110g/pin average
- **WITHDRAWAL FORCE:** 75g/pin average
- **ACCEPTS LEADS:** flat leads up to 0.014 x 0.020 wide [0.36-0.51], Round Leads up to 0.020 [0.51] dia.
- **LEAD LENGTHS:** from seating plane 0.080-0.160 [2.03-4.06]

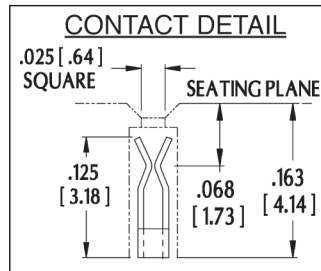
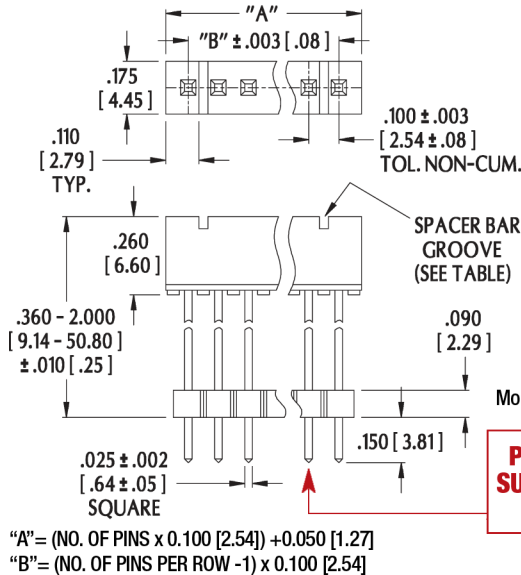
## ORDERING INFORMATION

**XX 7 XXX-X XXX**



## MOUNTING CONSIDERATIONS

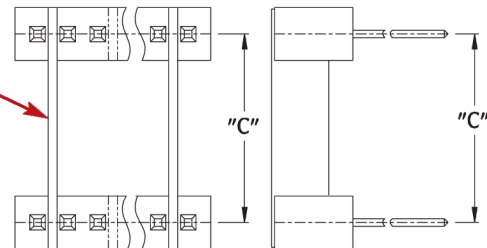
- **SUGGESTED PCB HOLE SIZE:** 0.045 ±0.002 [1.14 ±0.05] dia.



No. of Pins	No. of Grooves
20	2
25	2
30	2
34	3
40	2

**SPACER BAR**  
Consult Factory with  
Center-to-Center  
Mounting Desired (Dim. "C")

**PINS MAY BE  
SUPPLIED WITH  
CUT ENDS**



ALL DIMENSIONS: INCHES [MILLIMETERS]  
ALL TOLERANCES: ±0.005 [0.13] UNLESS OTHERWISE SPECIFIED  
FOR COLLET SOCKETS WITH SOLDER PIN TAILS, SEE DATA SHEETS 12012  
CONSULT FACTORY FOR OTHER SIZES AND CONFIGURATIONS

**CUSTOMIZATION:** ARIES SPECIALIZES IN CUSTOM DESIGN AND PRODUCTION. SPECIAL MATERIALS, PLATINGS, SIZES, AND CONFIGURATIONS CAN BE FURNISHED, DEPENDING ON QUANTITY.

ARIES RESERVES THE RIGHT TO CHANGE PRODUCT GENERAL SPECIFICATIONS WITHOUT NOTICE

PRINTOUTS OF THIS DOCUMENT MAY BE OUT-OF-DATE AND SHOULD BE CONSIDERED UNCONTROLLED



**ARIES**  
ELECTRONICS, INC.

2609 Bartram Road • Bristol, PA 19007-6810 USA  
TEL 215-781-9956 • FAX 215-781-9845  
WWW.ARIESELEC.COM • INFO@ARIESELEC.COM



12010  
Rev. 6.1  
1 of 1